


Renew Application

Please click [here](#) for FAQ

Step 1

Launch Internet Browser app
(e.g., Chrome / Safari)



Step 2


Login on
www.sportsync.sg
using

- ActiveSG
- SingPass

Once logged in, you will be directed to
the SportSync homepage

Step 3

Click the top left 'Menu' icon, then
click 'NROC Membership', followed by
'View NROC Membership'




Renew Application

Step 4

Please click [here](#) for FAQ

Click on the membership for which you want to renew

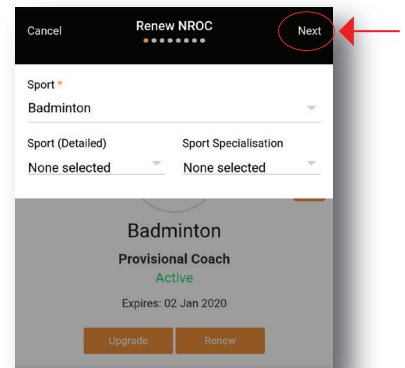
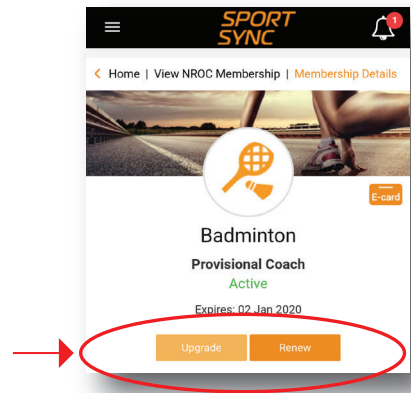


Step 5

Click on 'Renew' or 'Upgrade' depending on your eligibility

Step 6

Follow the guided application process by completing each step and clicking 'Next'



Renew Application

Please click [here](#) for FAQ

Step 7

Ensure that the declaration questions are answered truthfully and to the best of your knowledge

The screenshot shows the 'Declaration' step of the application process. At the top, there are 'Previous' and 'Next' navigation options. Below the title, there are five dots indicating the progress, with the fourth dot highlighted. The main content area contains the following text:

Fill in the declaration form

1) Have you ever suffered, or are you currently suffering, from any medical condition, disease, physical or mental illness / impairment?

Yes No

I hereby declare that I have read and understood and agree to the **Coach's Code of Ethics** which consists of the following principles:

- 1. Respect for Individuals
- 2. Responsible Coaching
- 3. Integrity in Actions.

Disciplinary guidelines related to the Coach's Code of Ethics are found in Section D of the **NROC Handbook**.

I hereby further declare that all information provided by me and/or contained in the documents submitted by me in connection with my application are true and correct in all respects.

At the bottom right of the form, there is an upward-pointing arrow icon.

Step 8

Ensure that you have read through the terms and conditions and then click 'Agree'

The screenshot shows the 'Terms and Conditions' step of the application process. At the top, there are 'Previous' and 'Next' navigation options. Below the title, there are five dots indicating the progress, with the fifth dot highlighted. The main content area contains the following text:

I hereby further declare that all information provided by me and/or contained in the documents submitted by me in connection with my application are true and correct in all respects. I hereby authorise SportSG to seek verification with the relevant authorities and/or organisations to all information provided in this application as necessary.

In the event that I am involved with any investigations (criminal or otherwise) by the Singapore Police Force and/or any other relevant authorities, I hereby undertake to inform SportSG of the said investigations in writing within twenty four (24) hours.

At the bottom, there are two buttons: 'Cancel' and 'Agree'. A red arrow points to the 'Agree' button. To the right of the buttons is an upward-pointing arrow icon.



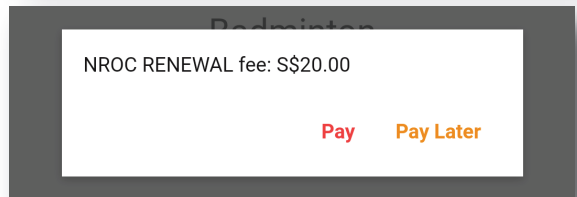
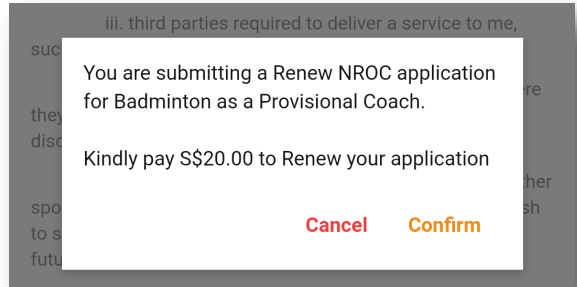
Renew Application

Please click [here](#) for FAQ

Step 9

Confirm your application and proceed to make online payment (if required)

Note: The payment options are credit or debit card. You have the option to pay at a later time, but note that application will only be processed after payment is submitted



Step 10

Application process completed!

