


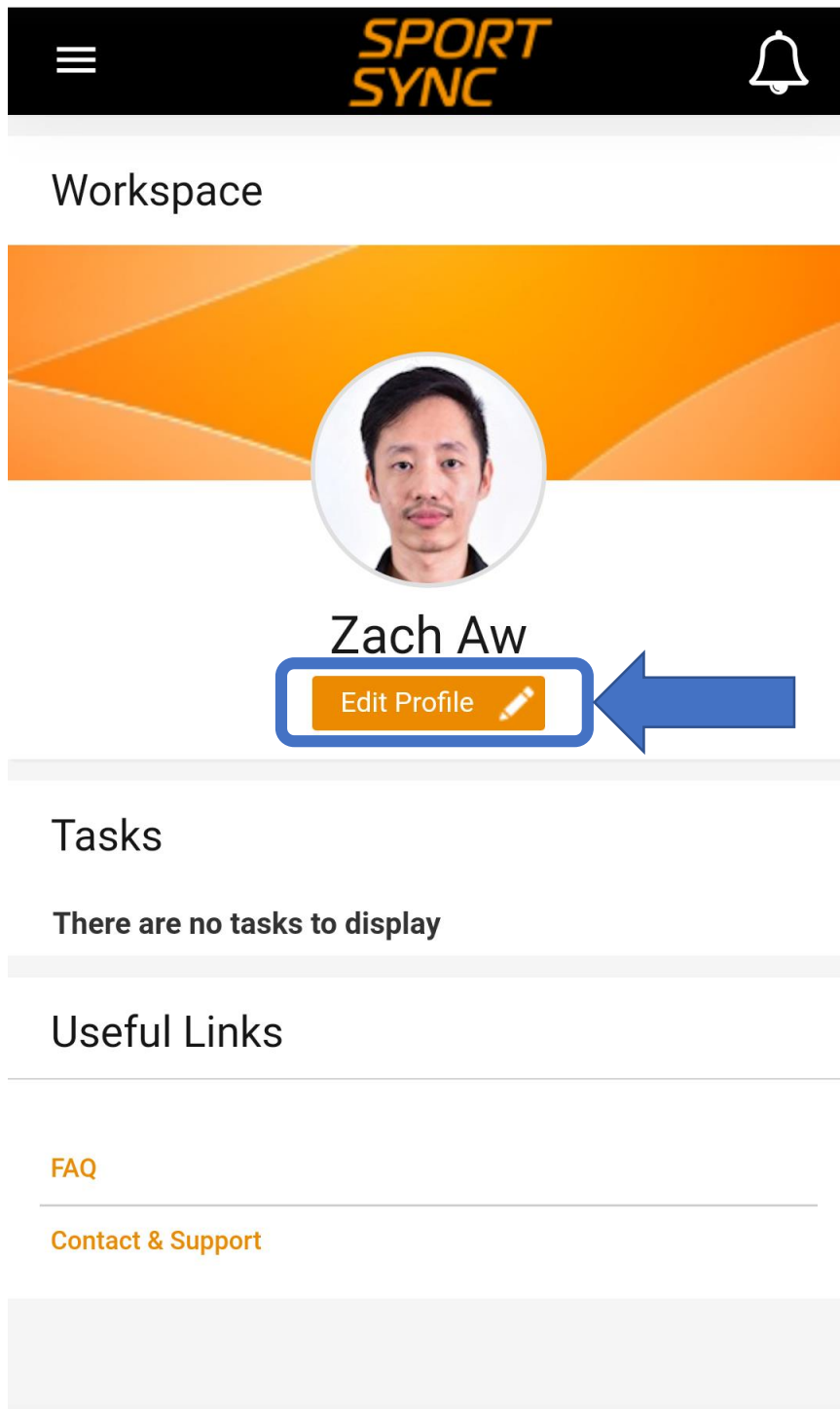
# How to access your E-Card online using SportSync

Step 1: Launch your Internet Browser app (e.g., Chrome/ Safari), login on [www.sportsync.sg](http://www.sportsync.sg) using ActiveSG/ SingPass



# How to access your E-Card online using SportSync

Step 2: After logging in, click on “Edit Profile”



# How to access your E-Card online using SportSync

Step 3: Click the “Pen” at the top right corner of the NROC Section



The screenshot shows the SportSync interface. At the top is a black navigation bar with a white hamburger menu icon on the left, the text "SPORT SYNC" in orange in the center, and a white bell icon on the right. Below the navigation bar is a white section titled "National Registry of Coaches". To the right of this title is a blue square icon containing a yellow pencil, with a large blue arrow pointing to it from the right. Below the title is a card for "Sport Climbing" with an orange icon of a person climbing. The card text reads: "Sport Climbing", "Provisional Coach (Inactive)", and "Expires: 12 Jul 2020".

# How to access your E-Card online using SportSync

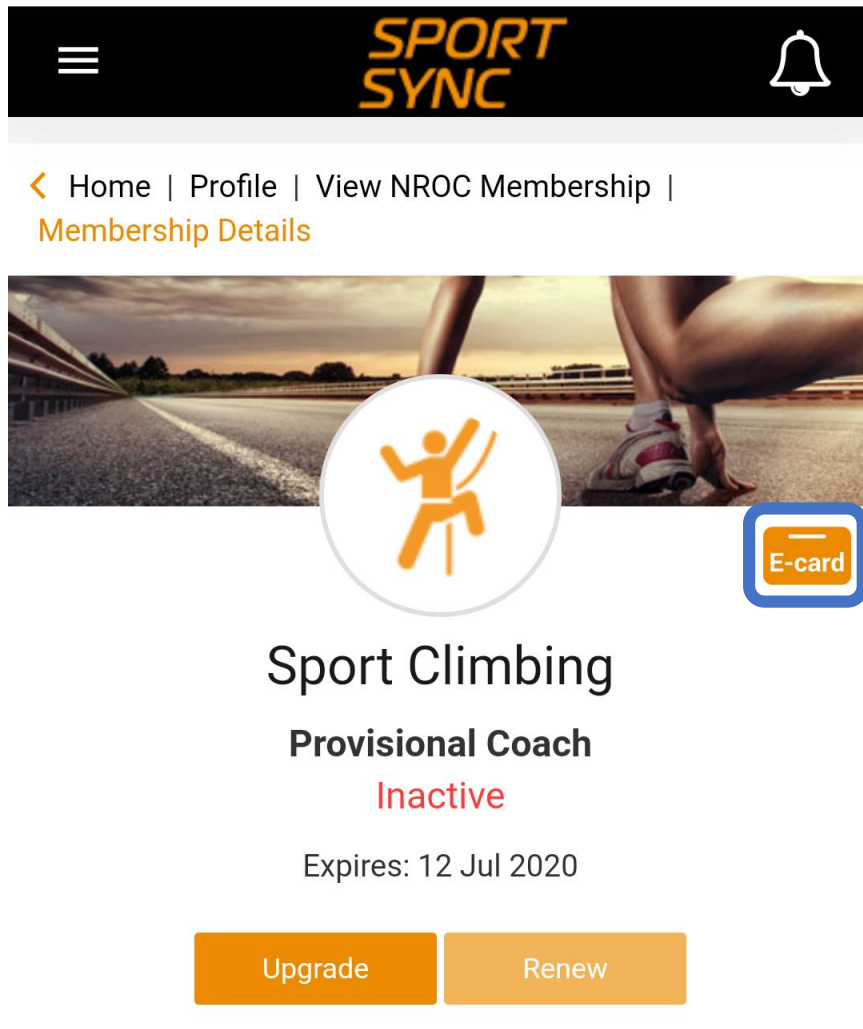
Step 4: Click on your NROC membership



The screenshot shows the SportSync app interface. At the top is a black navigation bar with a hamburger menu icon on the left, the 'SPORT SYNC' logo in the center, and a bell icon on the right. Below the navigation bar is a breadcrumb trail: '< Home | Profile | New NROC Application'. A prominent orange button labeled 'New NROC Application' is centered. Below this, a membership card for 'Sport Climbing' is highlighted with a blue border and a blue arrow pointing to it from the right. The card displays a climbing icon, the title 'Sport Climbing', the status 'Provisional Coach (Inactive)', and the expiration date 'Expires: 12 Jul 2020'. The background features a large, faint orange star graphic.

# How to access your E-Card online using SportSync

Step 5: Click on the “E-card” button



The screenshot shows the SportSync user profile page. At the top, there is a black navigation bar with a menu icon on the left, the 'SPORT SYNC' logo in the center, and a notification bell icon on the right. Below the navigation bar is a breadcrumb trail: '< Home | Profile | View NROC Membership | Membership Details'. The main content area features a background image of a person's legs in a starting crouch on a track. In the center, there is a circular profile picture containing an orange stick figure icon. To the right of the profile picture is a blue-bordered button labeled 'E-card', which is highlighted with a blue arrow pointing to it from the right. Below the profile picture, the text reads: 'Sport Climbing', 'Provisional Coach', 'Inactive' (in red), and 'Expires: 12 Jul 2020'. At the bottom, there are two orange buttons: 'Upgrade' and 'Renew'.

# How to access your E-Card online using SportSync

Step 6: Your E-card appears!

Cancel

**NROC Membership e-card**

Print



 **NROC**  
NATIONAL REGISTRY OF COACHES  
**Name:** Zach Aw  
**ID No.:** [REDACTED]  
**Coach Level:** Provisional Coach  
**Sport:** Sport Climbing  
**NROC Membership Expiry date:** 12  
Jul 2020